




MOLLE IN ELASTOMERO



ELASTOMER SPRINGS





A.E.M. srl di Rota & C.

Via Papa Giovanni XXIII, 7 - 41122 MODENA (Italy) - Tel. +39 059.25.05.64 - Fax +39 059.25.00.28
www.aemsrl.it - e-mail: info@aemsrl.it



MOLLEGGIANTI IN ELASTOMERO POLIURETANICO

I molleggianti in elastomero poliuretano sono realizzati con due mescole differenti, registrati con i marchi ADIPOL e ULTRAFLEX, si distinguono per caratteristiche e prestazioni diversificate.

ADIPOL riassume ottime qualità performanti in rapporto al prezzo si consideri una durata indicativa di 400.000 battute prima della rottura.

ULTRAFLEX rappresenta la nostra produzione migliore in termine di prestazione della molla, con questo è possibile superare agevolmente 800.000 battute senza problemi.

CARATTERISTICHE MECCANICHE SPECIFICATIONS

ADIPOL®

Prodotto in differenti versioni con durezza comprese tra 70sh.A e 60Sh.D color ambra con le seguenti caratteristiche meccaniche:

POLYURETHANE ELASTOMER SPRINGS

Made with two different base mixes, registered with the ADIPOL and ULTRAFLEX trademarks, differentiated by particular features and performances.

ADIPOL offers top pre-forming characteristics in relation to price - with an approximate duration of about 400,000 strokes before breakage.

ULTRAFLEX represents our top product in terms of spring performance - the level of 800,000 strokes is easily surpassed with this spring.

Product in different hardnesses from 70 sh.A to 60 sh.D, with the following specifications.

	ref.	u.m.	A70	A80	A90	A95	A60D
DUREZZA / HARDNESS	ASTM2240	sh.a	72	80	90	95	98
		sh.D				51	60
RESISTENZA A TRAZIONE / BREAKING STRENGTH	DIN 53504	Mpa	20	25	30	43	45
ALLUNGAMENTO / ELONGATION AT BREAK	DIN 53504	%	570	750	360	350	325
MODULO 300 % / 300% MODULE	DIN 53504	Mpa	5,5	5,5	17	30	37
RESISTENZA ALLA LACERAZIONE / TEAR RESISTANCE	DIN 53515	KN/m	11	14	54	120	134
COMPRESSIONE SET / COMPRESSION SET	DIN 53517	%	18	25	23	33	36
ABRASIONE / ABRASION	DIN 53516	mm ³	40	50	56	64	76
RIMBALZO / REBOUND		%	65	55	52	40	38
COLORE / COLOR			nero/black	blu/blue	arancio/orange	ambra/honey	ambra/honey
DENSITÀ / DENSITY		Mg/m ³	1,15	1,16	1,17	1,18	1,2

ULTRAFLEX

Prodotto in tre versioni in durezza 82-92-94 Sh.A in tre colori differenti le loro caratteristiche meccaniche sono:

Three different colors, available in three versions (82, 92 and 94 Sh.A. hardness) with the following specifications

DUREZZA / HARDNESS		ShA	82	92	94
CARICO DI ROTTURA / BREAKING STRENGTH	DIN 53504	MPa	48	50	55
ALLUNGAMENTO A ROTTURA / ELONGATION AT BREAK	DIN 53504	%	560	475	500
MODULO 300% / 300% MODULE	DIN 53504	MPa	8,1	17,6	25
RESISTENZA LACERAZIONE / TEAR RESISTANCE	DIN 53515	KN/m	86	89	120
COMPRESSIONE SET / COMPRESSION SET	DIN 53517	%	25	18	19
ABRASIONE / ABRASION	DIN 53516	mm ³	58	82	65
RIMBALZO / REBOUND	AL/4E	%	43	39	45
COLORE / COLOR			giallo / yellow	rosso / red	verde / green

RESISTENTI AGLI AGENTI CHIMICI

RESISTANT TO CHEMICAL AGENTS

ADIPOL®

Acetone <i>Acetone</i>	C	Cherosene <i>Kerosine</i>	C	Olio minerale <i>Mineral oil</i>	A
Acido acetico 20% <i>20% Acetic acid</i>	B	Colla <i>Glue</i>	A	Olio SAE 70°C <i>SAE oil 70°C</i>	A
Acido cloridrico 20% <i>20% Hydrochloric acid</i>	C	Etilene glicole <i>Ethylene glycol</i>	B	Ossido di carbonio <i>Carbon monoxide</i>	A
Acido formico <i>Formic acid</i>	C	Fenolo <i>Phenol</i>	C	Percloroetilene <i>Perchloroethylene</i>	C
Acido nitrico 10% <i>10 % Nitric acid</i>	C	Freon -11 <i>Freon -11</i>	B	Sol. acido borico <i>Boric acid sol.</i>	A
Acido oleico <i>Oleic acid</i>	B	Freon -12 +54°C <i>Freon -12 +54°C</i>	A	Sol. bisolf. calcio <i>Calcium bisulfite sol.</i>	A
Acido solforico 50-80% <i>50-80% Sulfuric acid</i>	C	Freon -22 <i>Freon -22</i>	C	Sol. cloruro magnesio <i>Magnesium chloride sol.</i>	A
Acido tannico 10% <i>10% Tannic acid</i>	A	Glicerina <i>Glycerol</i>	A	Sol. cloruro rame <i>Cupric chloride sol.</i>	A
Acido tartarico <i>Tartaric acid</i>	A	Itrato di sodio 46% <i>46% Sodium hydrate</i>	A	Sol. fosfato trisodico <i>Trisodium phosphate sol.</i>	A
Acqua 50°C <i>Water 50°C</i>	A	Idrogeno <i>Hydrogen</i>	A	Sol. idrato ammonio <i>Ammonium hydroxide sol.</i>	A
Alcool etilico <i>Ethyl alcohol</i>	C	Mercurio <i>Mercury</i>	A	Sol. idrato calcio <i>Calcium hydroxide sol.</i>	A
Alcool metilico <i>Methyl alcohol</i>	C	Metiletilchetone <i>Methyl ethyl ketone</i>	C	Sol. sapone <i>Soap sol.</i>	A
Anidride carbonica <i>Carbon dioxide</i>	A	Nafta <i>Naphtha</i>	B	Sol. solfato rame <i>Cupric sulfate sol.</i>	A
Benzina <i>Gasoline</i>	B	Olii idraulici <i>Hydraulic oils</i>	A	Tetracloruro carbonio <i>Carbon tetrachloride</i>	C
Benzolo <i>Benzol</i>	C	Olii lubrificanti <i>Lubricating oils</i>	B	Toluolo <i>Toluol</i>	C
Butano <i>Butane</i>	A	Olio ASTM 70°C <i>ASTM oil 70°C</i>	A	Trementina <i>Turpentine</i>	C

A - Effetto nullo
B - Effetto minimo
C - Effetto severo

A) No effect
B) Minimum effect
C) Severe effect

RESISTENZA AL CALORE

La temperatura massima in esercizio è 80°C, si consideri che a tale temperatura le caratteristiche meccaniche decadono del 65%, sono tuttavia ammesse per brevi periodi esposizioni fino a 120°C.

RESISTENZA AL FREDDO

La miscela in **ADIPOL** sopporta -40°C.
Nella gamma **ULTRAFLEX** il limite consigliato è +10°C.

RESISTANCE TO HEAT

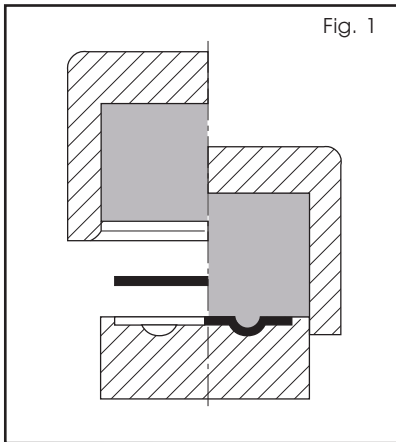
The maximum operating temperature is 80°C. Consider that the mechanical specifications decrease by 65% under those conditions. However, exposure to temperatures of up to 120°C is permitted for brief periods.


COLD RESISTANCE


The base mix in ADIPOL withstands -40°C.
The advisable limit for the ULTRAFLEX range is +10°C.

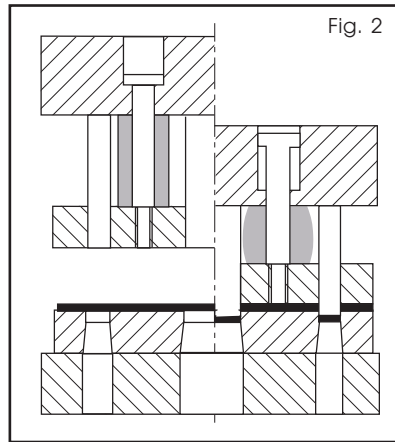
 **STAMPAGGIO LAMIERA -
APPLICAZIONE DEI NOSTRI
POLIURETANI**

 **SHEET FORMING -
APPLICATIONS FOR OUR
POLYURETHANES**



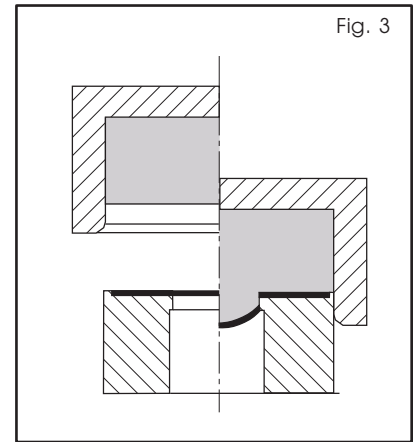
 Imbutitura con matrice in ULTRAFLEX. Il carico deve essere contenuto entro una buona costruzione in acciaio. È consigliabile usare presse lente e di buon tonnellaggio in rapporto alle dimensioni del pezzo.

 *Drawing with ULTRAFLEX matrix. The load must be contained inside a solid structure made of steel. It is advisable to use slow presses and good tonnage with respect to the dimensions of the piece.*



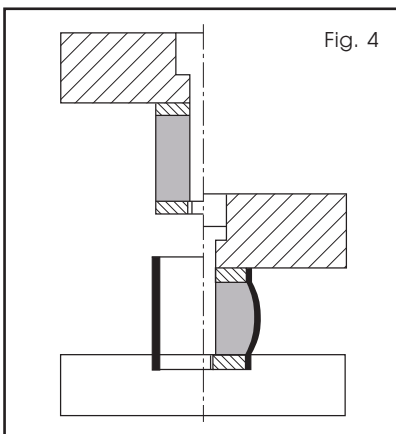
Applicazioni di molle ADIPOL e ULTRAFLEX come premilamiera ed espulsori.


Applications of ADIPOL and ULTRAFLEX springs as blank holders and knockouts.




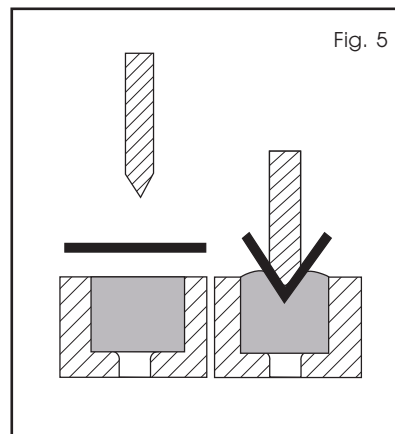
Tranciatura di un foro con cuscino ADIPOL.

Perforation of a hole with the ADIPOL pad.



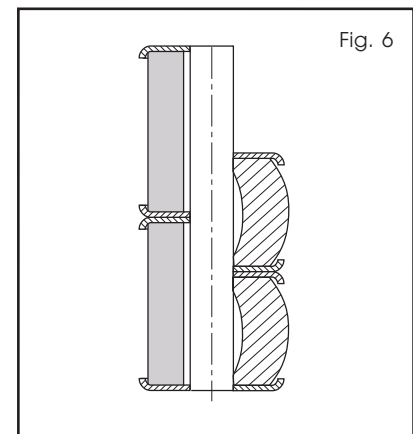
 Esempio di rigonfiatura: applicazione molto utilizzata nella produzione di pentole.

 *Example of belling, an application widely used in the manufacturing of pots and pans.*



Esempio di piegatura a profilo di lamiera (particolarmente consigliata quando non si deve rovinare la superficie del foglio: rame, alluminio, acciaio inox,...).

Example of bending of the plate profile (particularly advisable when the sheet surface must not be ruined: copper, aluminum, stainless steel, etc.)

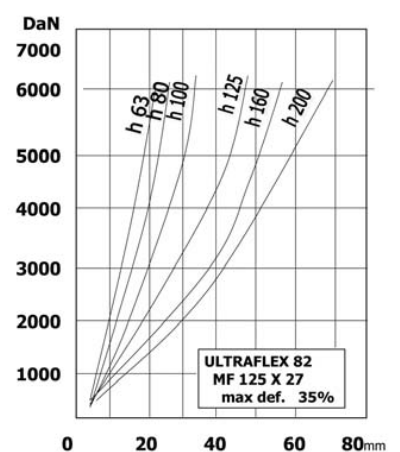
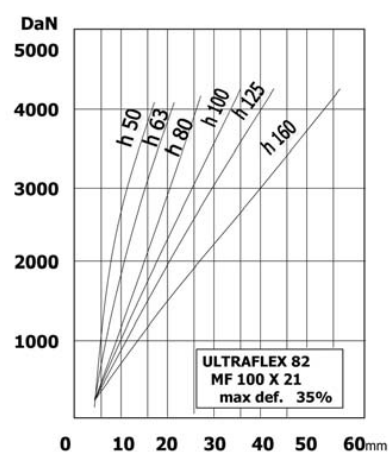
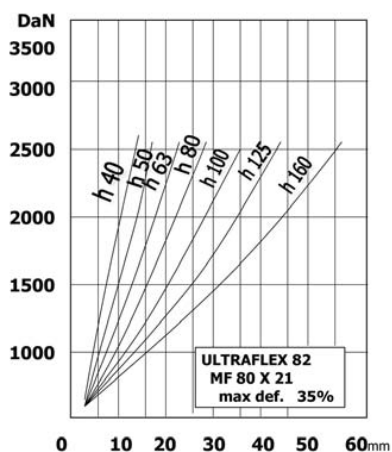
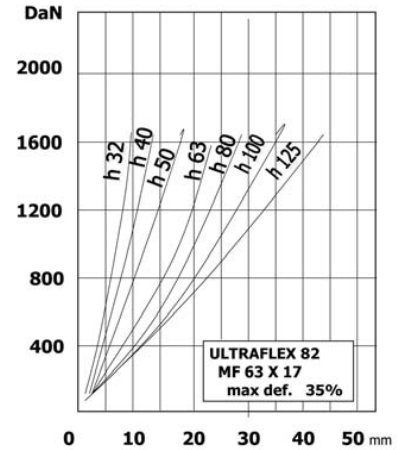
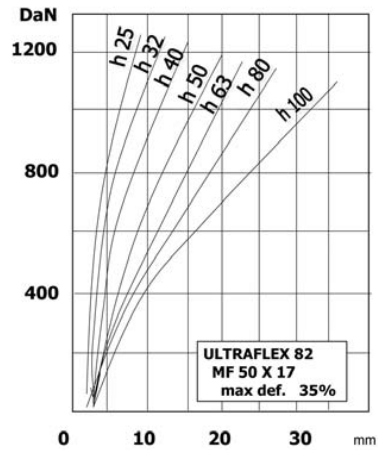
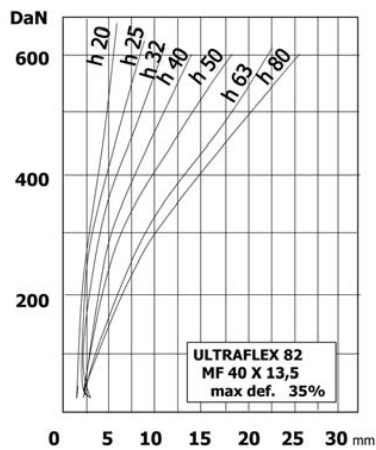
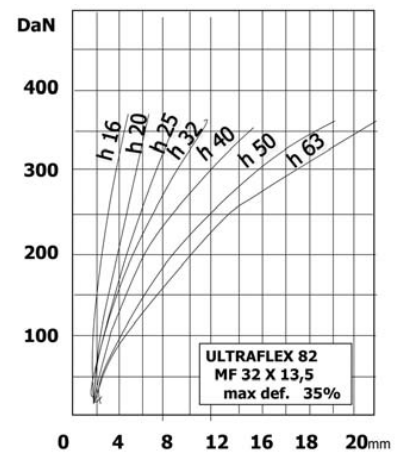
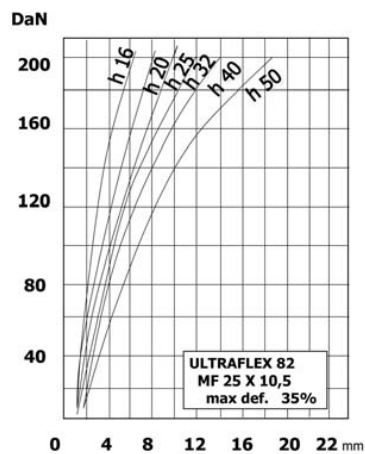
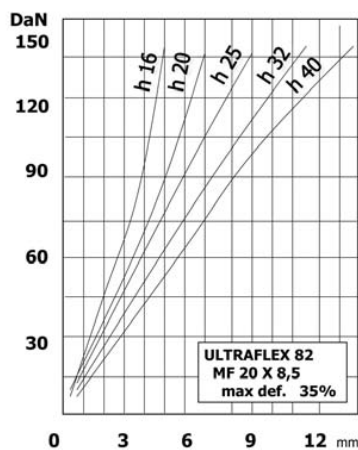
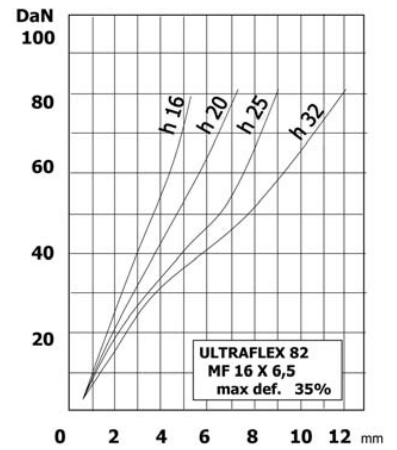


Montaggio in serie di molle ADIPOL e ULTRAFLEX con sedi metalliche divisorie.

Sequence assembly of ADIPOL and ULTRAFLEX springs with partitioned metal seats.

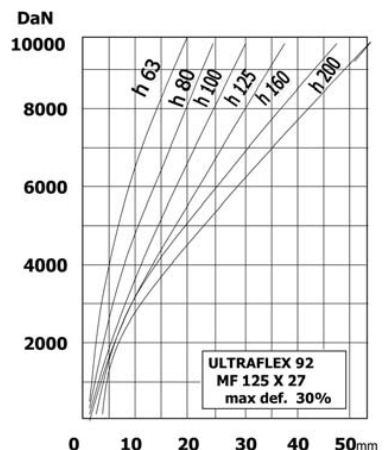
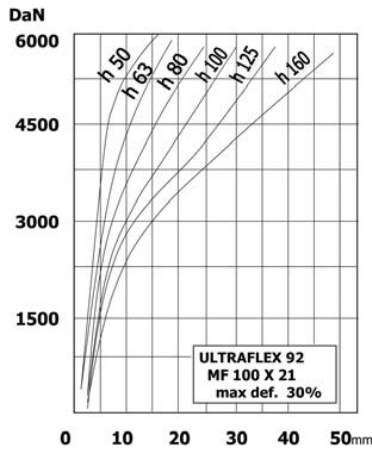
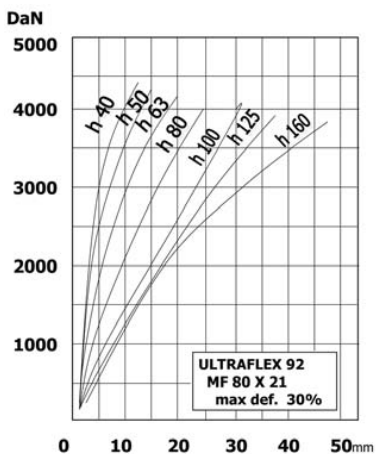
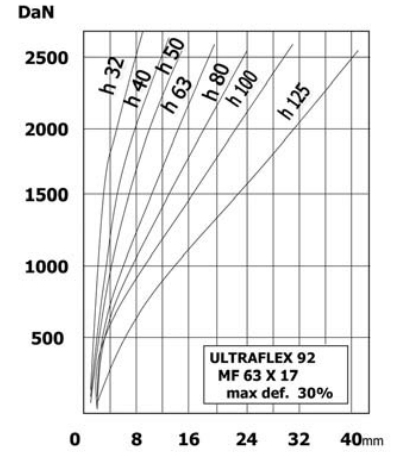
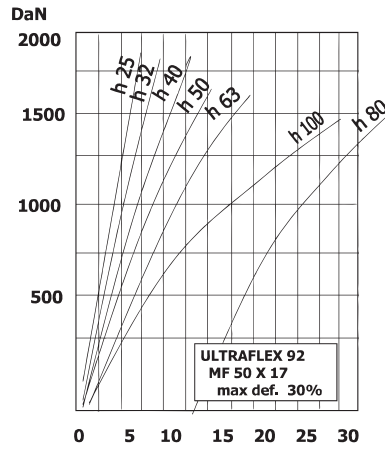
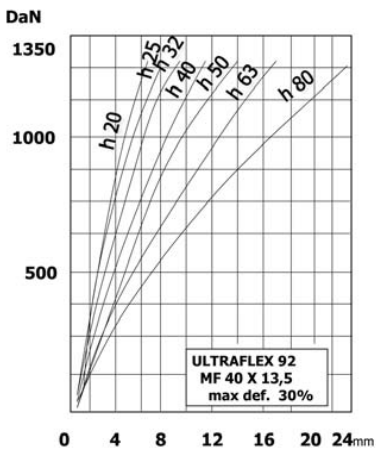
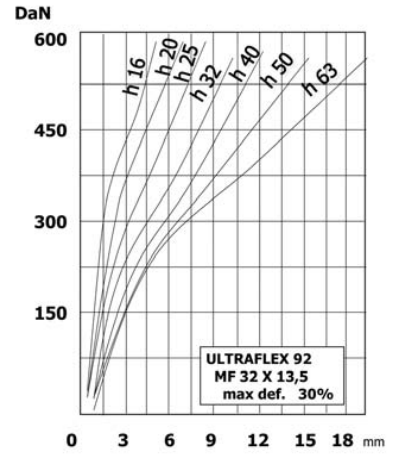
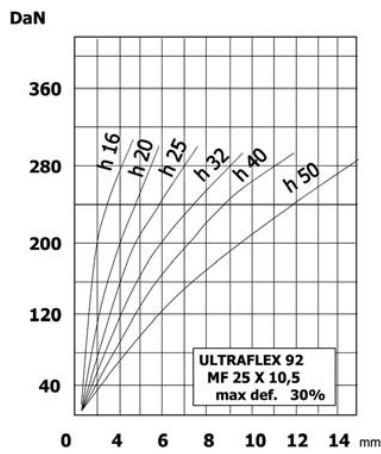
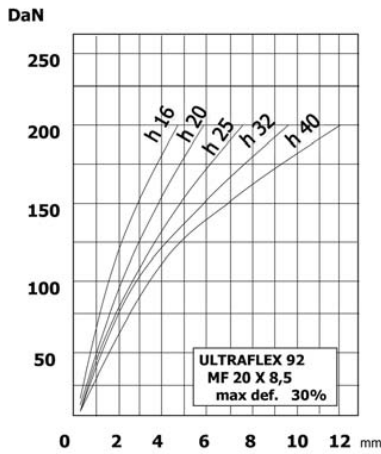
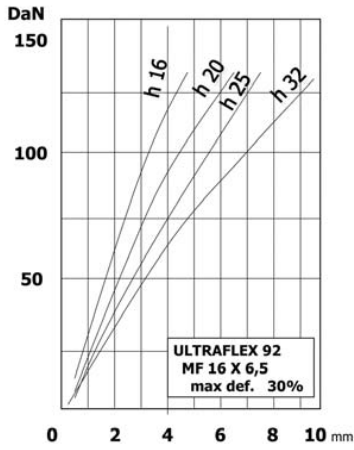

CURVA DA CARICO MOLLE IN ULTRAFLEX 82

ULTRAFLEX 82 SPRINGS LOAD CURVES



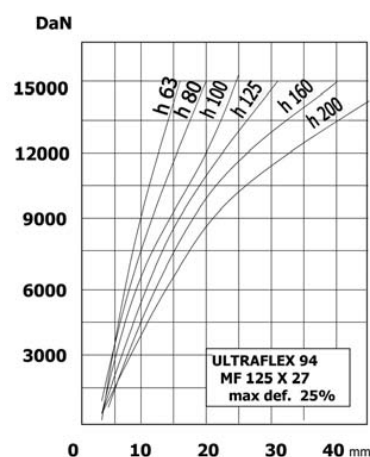
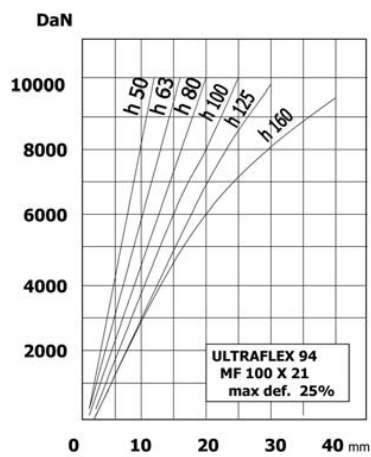
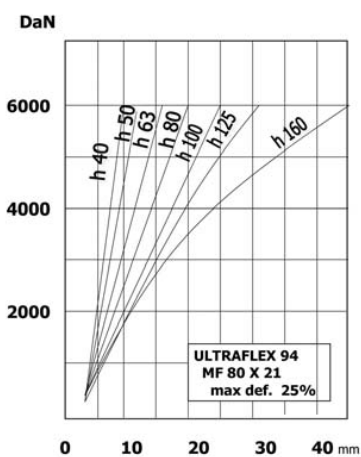
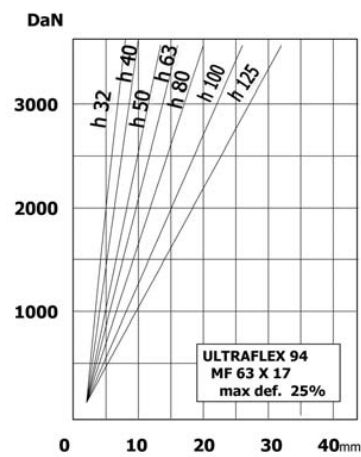
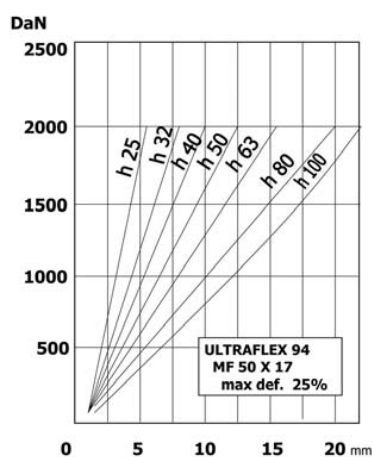
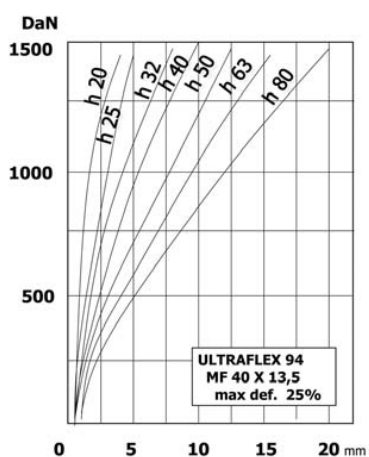
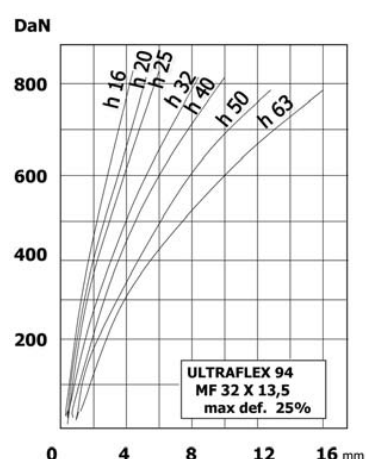
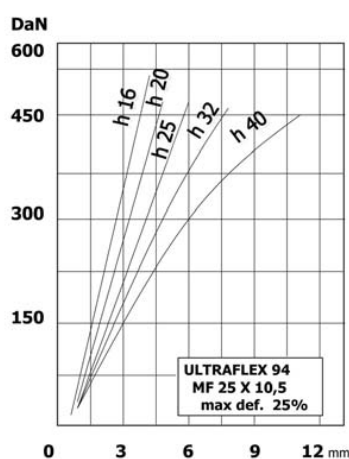
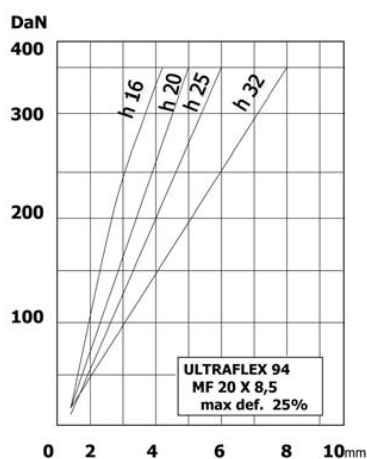
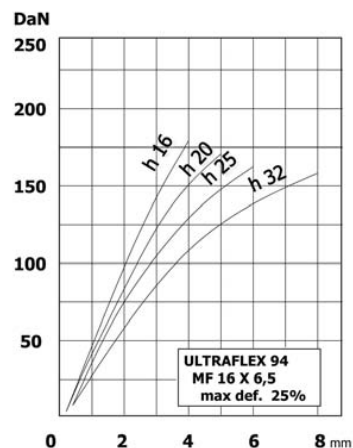
CURVA DA CARICO MOLLE IN ULTRAFLEX 92

ULTRAFLEX 92 SPRINGS LOAD CURVES



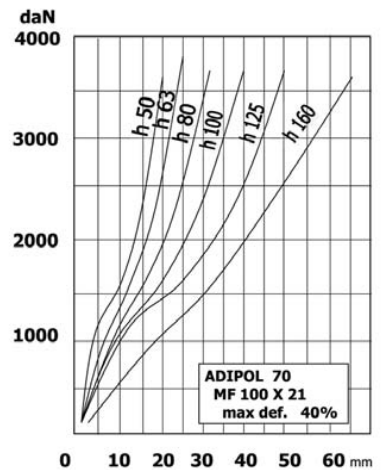
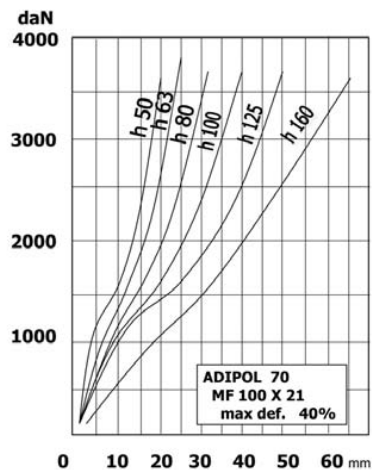
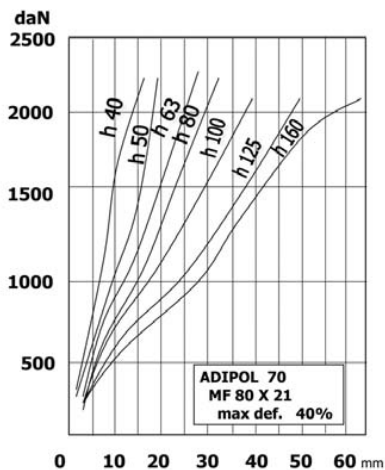
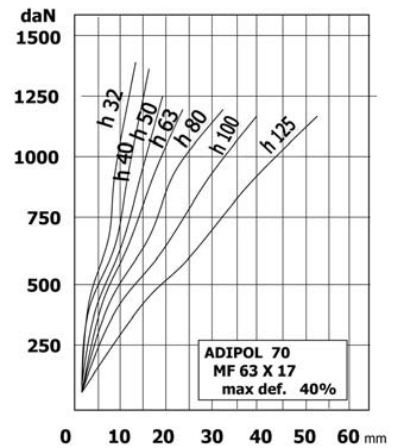
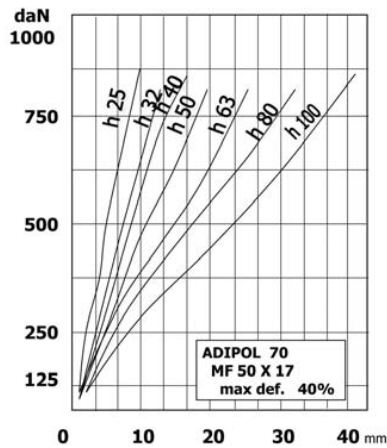
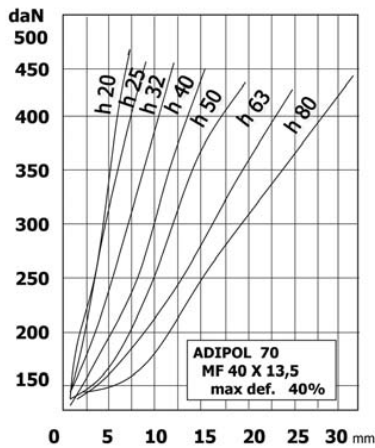
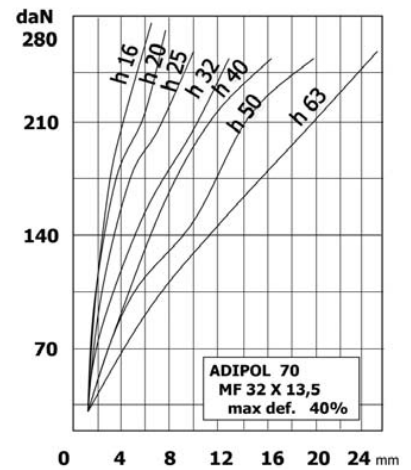
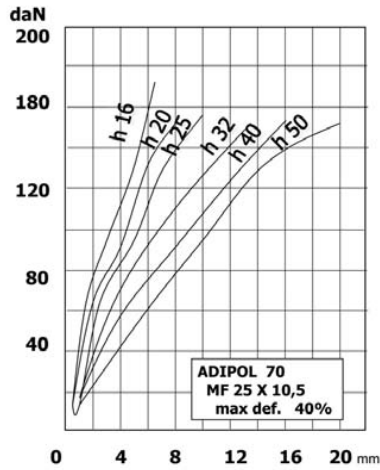
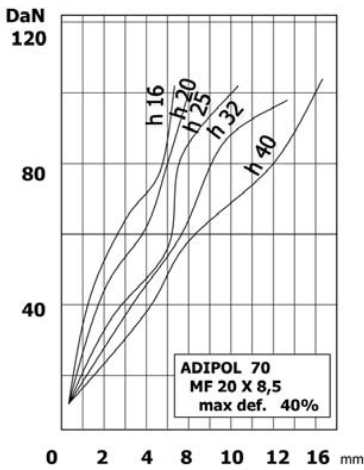
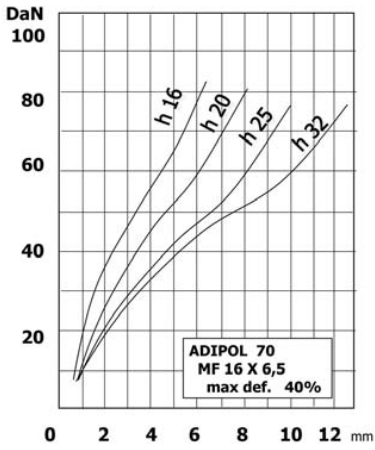
CURVA DA CARICO MOLLE IN ULTRAFLEX 94

ULTRAFLEX 94 SPRINGS LOAD CURVES



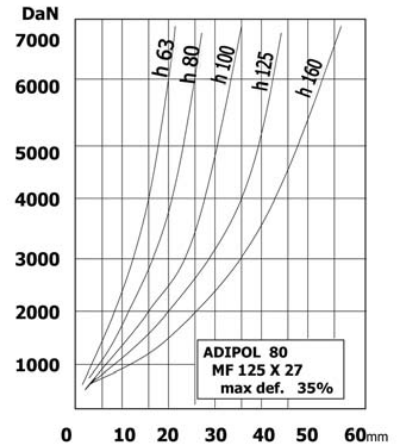
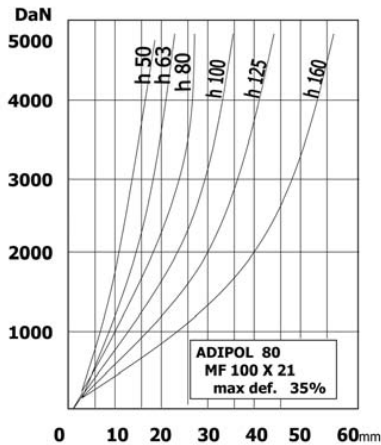
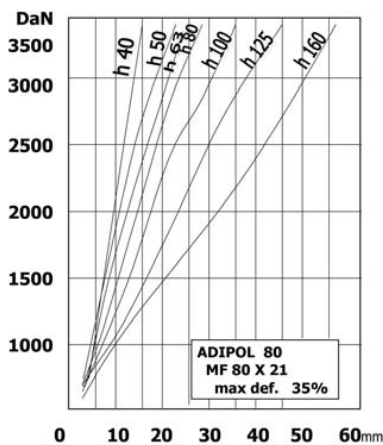
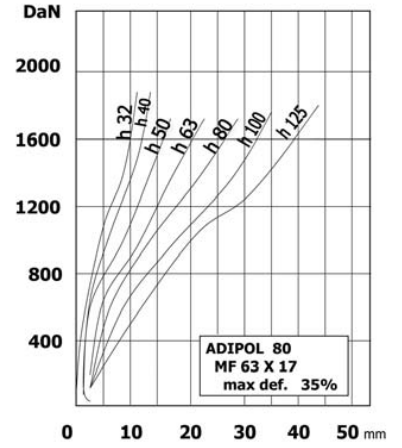
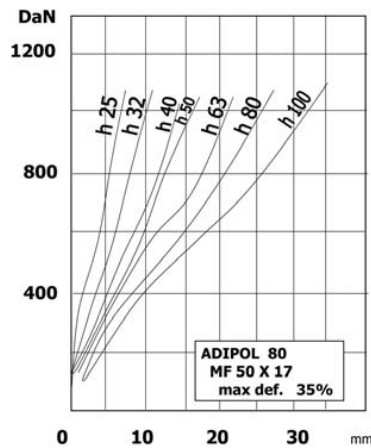
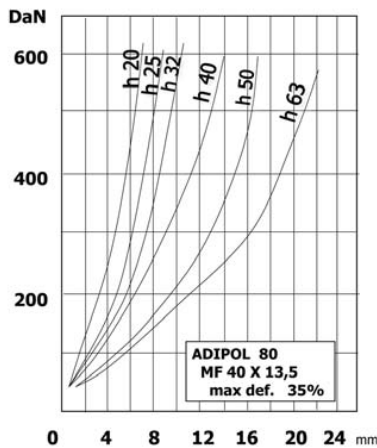
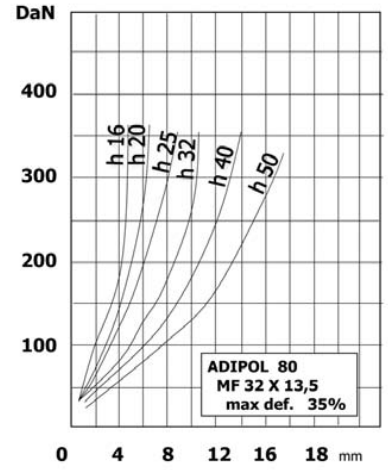
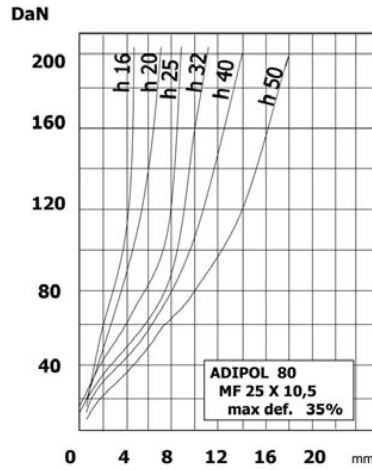
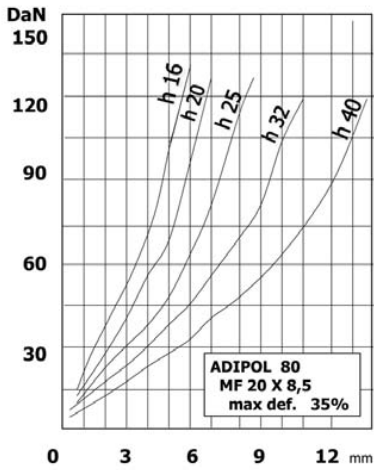
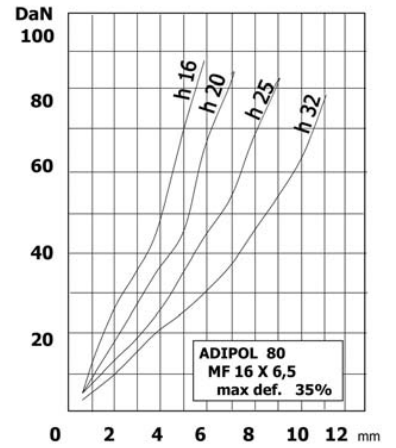
CURVA DA CARICO MOLLE IN ADIPOL 70

ADIPOL 70 SPRINGS LOAD CURVES



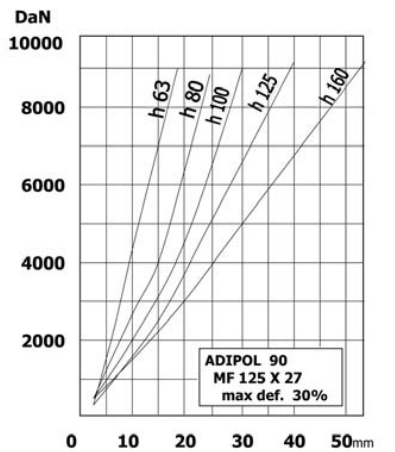
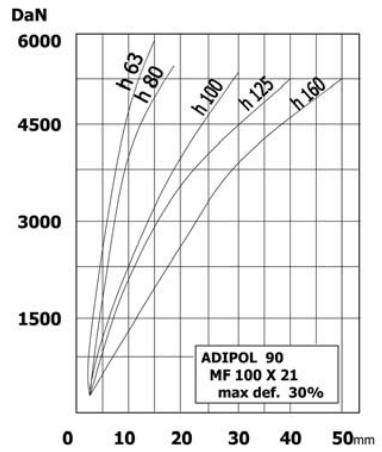
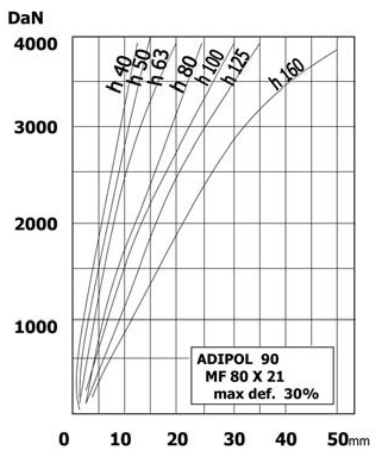
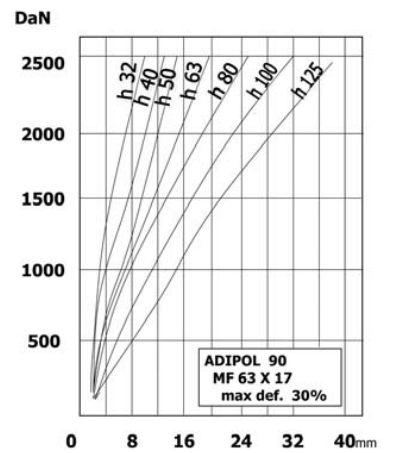
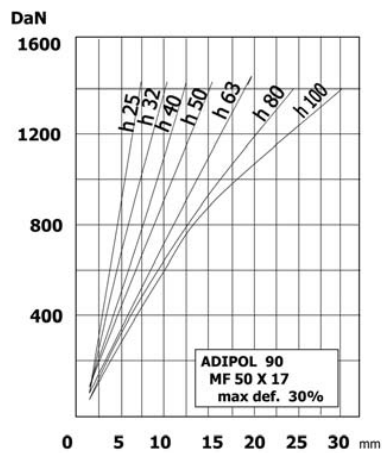
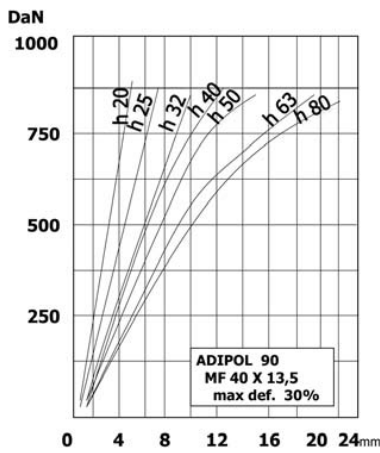
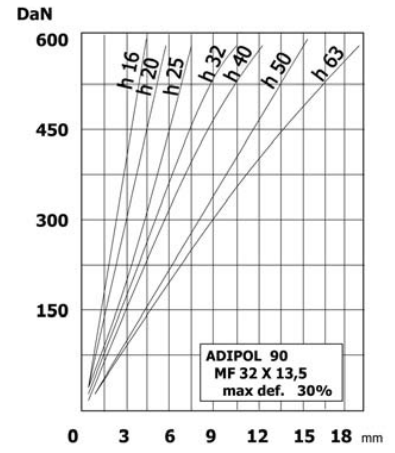
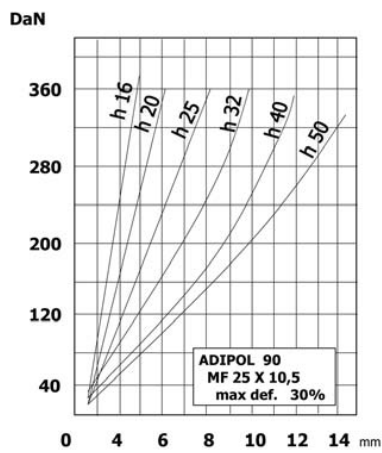
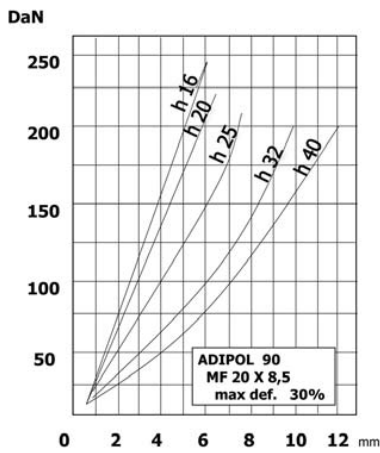
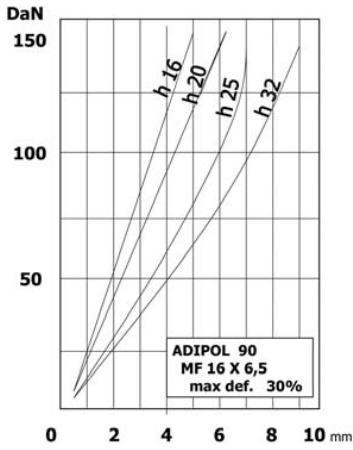
CURVA DA CARICO MOLLE IN ADIPOL 80

ADIPOL 80 SPRINGS LOAD CURVES



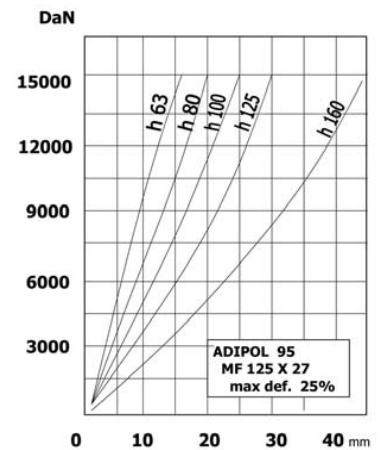
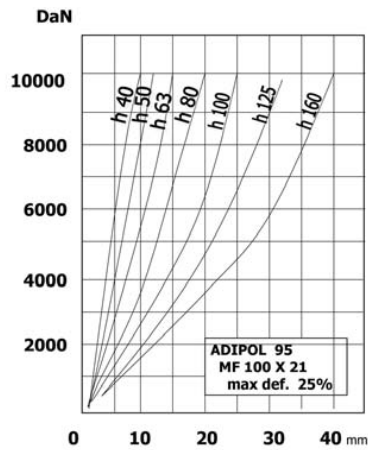
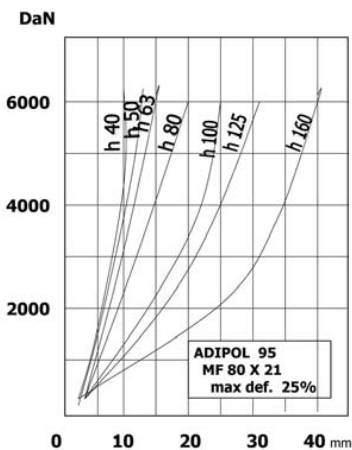
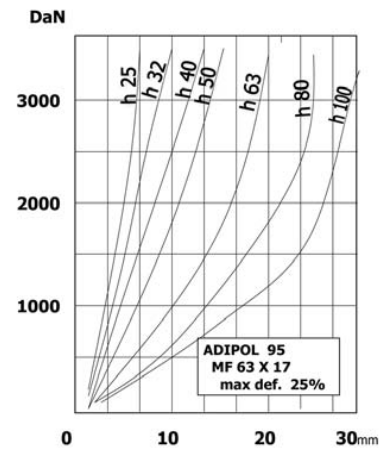
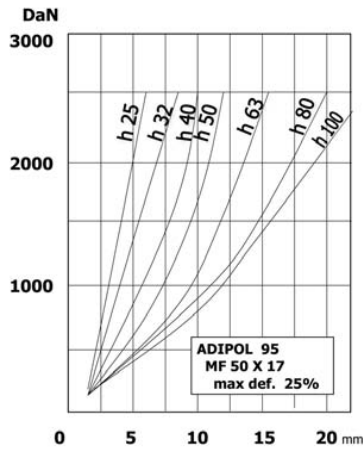
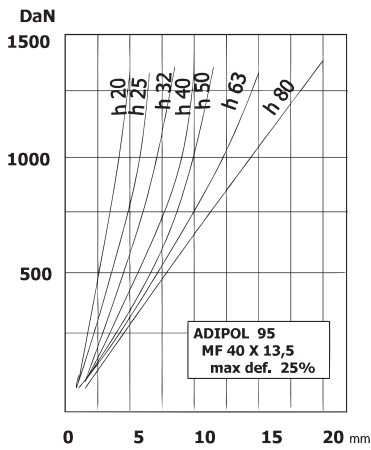
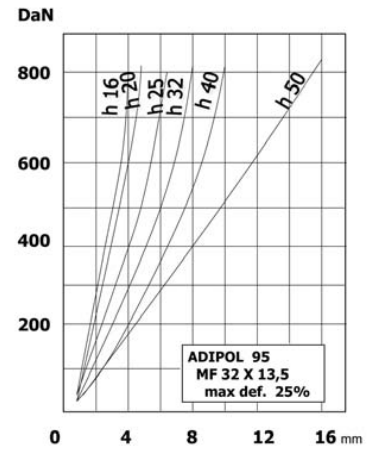
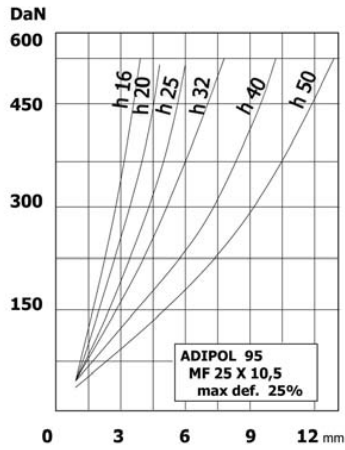
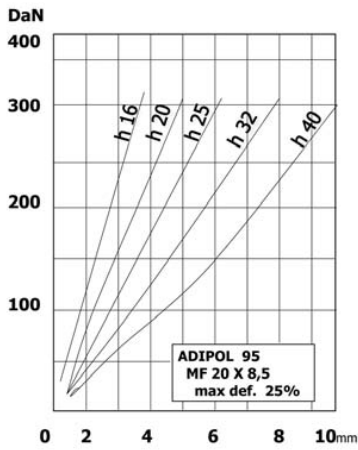
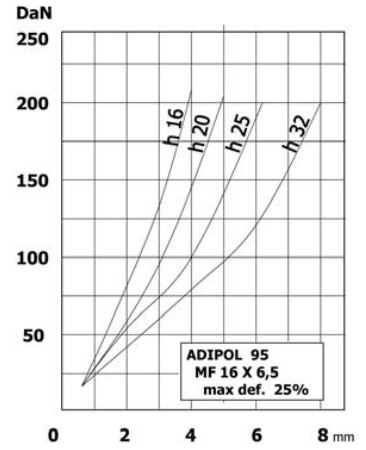
CURVA DA CARICO MOLLE IN ADIPOL 90

ADIPOL 90 SPRINGS LOAD CURVES



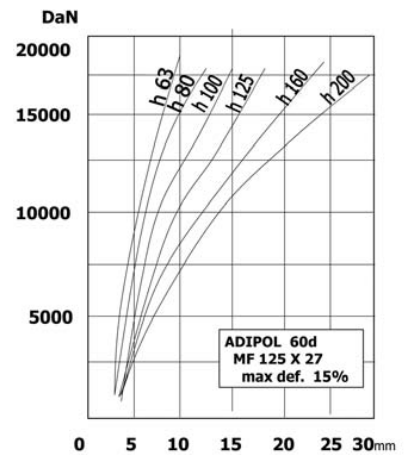
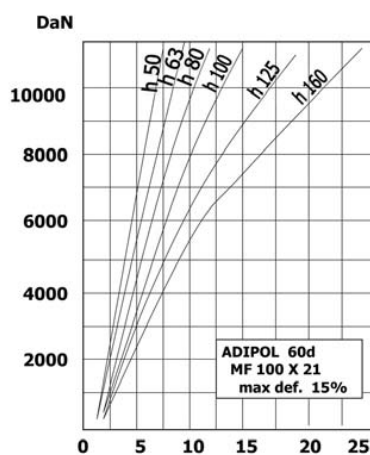
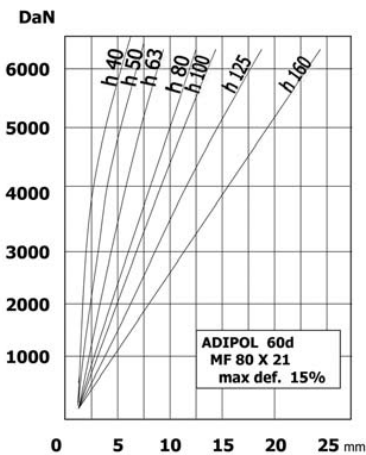
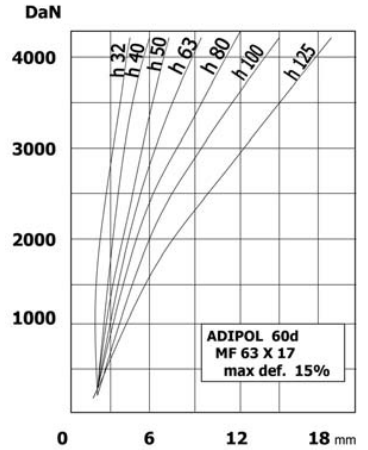
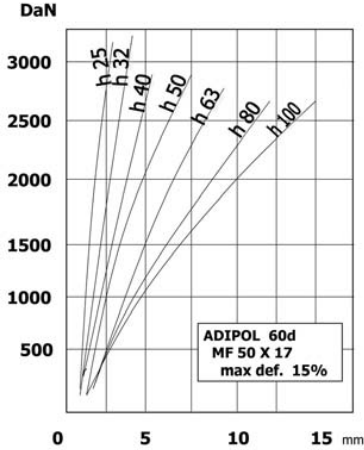
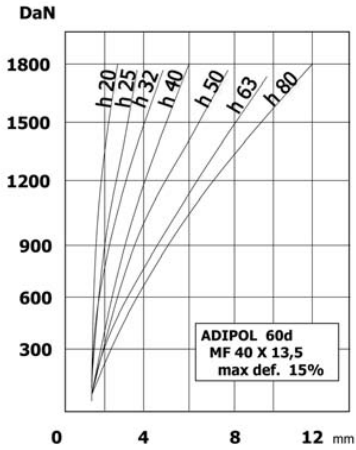
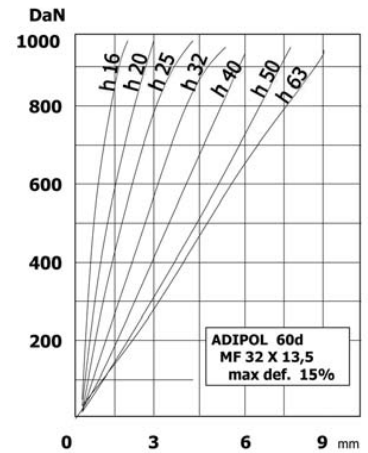
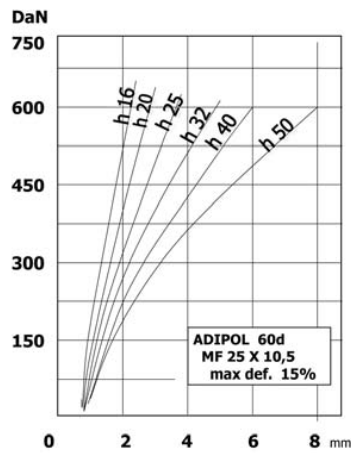
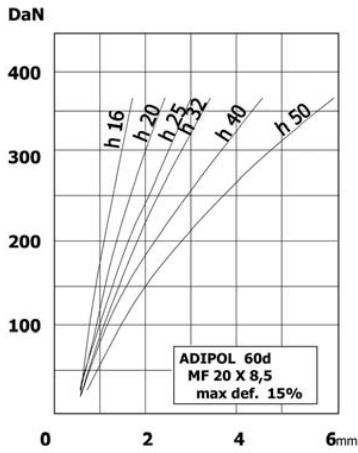
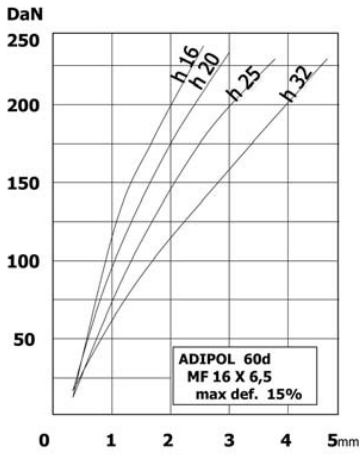
CURVA DA CARICO MOLLE IN ADIPOL 95

ADIPOL 95 SPRINGS LOAD CURVES

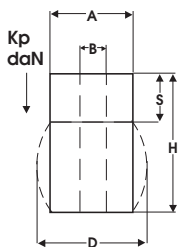


CURVA DA CARICO MOLLE IN ADIPOL 60 d

ADIPOL 60d SPRINGS LOAD CURVES



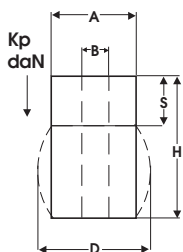
ADIPOL



MOLLE FORATE PER STAMPI HOLLOW SPRINGS FOR DIES

max. defl. 40%	max. defl. 35%	max. defl. 30%	max. defl. 25%	max. defl. 15%
ADIPOL 70 nero / black	ADIPOL 80 blu / blue	ADIPOL 90 orancio / orange	ADIPOL 95 ambra / honey	ADIPOL 60/d ambra / honey

CODICE / CODE	A mm	B mm	H mm	S mm	D mm	Kp daN	S mm	D mm	Kp daN	S mm	D mm	Kp daN	S mm	D mm	Kp daN	S mm	D mm	Kp daN
MF 16 X 16	16	7	16	6,4	22	60	5,6	22	100	4,8	21	140	4	20	200	2,4	18	240
MF 16 X 20	16	7	20	8			7			6			5			3		
MF 16 X 25	16	7	25	10			9			8			6			3,7		
MF 16 X 32	16	7	32	12,8			11			9,6			8			4,8		
MF 20 X 16	20	9	16	6,4	27	100	6	27	150	5	27	150	4	25	250	2,4	23	360
MF 20 X 20	20	9	20	8			7			6			5			3		
MF 20 X 25	20	9	25	10			9			8			6			3,7		
MF 20 X 32	20	9	32	12,8			11			10			9			4,8		
MF 20 X 40	20	9	40	16			14			12			10			6,0		
MF 25 X 16	25	11	16	6,4	34	125	6	34	250	5	33	400	4	31	500	2,4	29	590
MF 25 X 20	25	11	20	8			7			6			5			3		
MF 25 X 25	25	11	25	10			9			8			6,2			3,7		
MF 25 X 32	25	11	32	12,8			11			10			8			4,8		
MF 25 X 40	25	11	40	16			14			12			10			6,0		
MF 25 X 50	25	11	50	20			18			15			13			7,5		
MF 32 X 16	32	14	16	6,4	43	240	6	43	400	5	42	580	4	40	810	2,4	37	980
MF 32 X 20	32	14	20	8			7			6			5			3,0		
MF 32 X 25	32	14	25	10			9			8			6			3,7		
MF 32 X 32	32	14	32	12,8			11			10			8			4,8		
MF 32 X 40	32	14	40	16			14			12			10			6,0		
MF 32 X 50	32	14	50	20			18			15			12,5			7,5		
MF 32 X 63	32	14	63	25,2			22			18,9			16			9,4		
MF 40 X 20	40	14	20	8	54	450	7	54	700	6	52	900	5	50	1400	3,0	46	1700
MF 40 X 25	40	14	25	10			9			8			6			3,7		
MF 40 X 32	40	14	32	12,8			11			10			8			4,8		
MF 40 X 40	40	14	40	16			14			12			10			6,0		
MF 40 X 50	40	14	50	20			18			15			13			7,5		
MF 40 X 63	40	14	63	25,2			22			18,9			16			9,4		
MF 40 X 80	40	14	80	32			28			24			20			12,0		
MF 50 X 25	50	17	25	10	68	900	9	68	1200	8	65	1800	6	62	2200	3,7	57	2600
MF 50 X 32	50	17	32	12,8			11			10			8			4,8		
MF 50 X 40	50	17	40	16			14			12			10			6,0		
MF 50 X 50	50	17	50	20			18			15			13			7,5		
MF 50 X 63	50	17	63	25,2			22			18,9			16			9,4		
MF 50 X 80	50	17	80	32			28			24			20			12,0		
MF 50 X 100	50	17	100	40			35			30			25			15,0		
MF 63 X 32	63	17	32	12,8	85	1100	3	85	1850	10	76	2500	8	78	3600	4,8	72	4300
MF 63 X 40	63	17	40	16			14			12			10			6,0		
MF 63 X 50	63	17	50	20			18			15			13			7,5		
MF 63 X 63	63	17	63	25,2			22			18,9			16			9,4		
MF 63 X 80	63	17	80	32			28			24			20			12,0		
MF 63 X 100	63	17	100	40			35			30			25			15,0		
MF 63 X 125	63	17	125	50			43,7			37,5			31,2			18,7		
MF 80 X 40	80	21	40	16	108	1900	14	108	2800	12	104	4000	10	99	6000	6,0	91	7000
MF 80 X 50	80	21	50	20			18			15			13			7,5		
MF 80 X 63	80	21	63	25,2			22			18,9			16			9,4		
MF 80 X 80	80	21	80	32			28			24			20			12,0		
MF 80 X 100	80	21	100	40			35			30			25			15,0		
MF 80 X 125	80	21	125	50			43,7			37,5			31,2			18,7		
MF 80 X 160	80	21	160	64			56			48			40			24,0		
MF 100 X 50	100	27	50	20	126	3300	18	135	4600	20	130	5600	13	124	10000	7,5	114	12000
MF 100 X 63	100	27	63	25,2			22			18,9			16			9,4		
MF 100 X 80	100	27	80	32			28			24			20			12,0		
MF 100 X 100	100	27	100	40			35			30			25			15,0		
MF 100 X 125	100	27	125	50			43,7			37,5			31,2			18,7		
MF 100 X 160	100	27	160	64			56			48			40			24,0		
MF 125 X 63	125	27	63	25,2	160	5500	22	160	7000	18,9	163	9000	16	155	15000	9,4	143	18000
MF 125 X 80	125	27	80	32			28			24			20			12,0		
MF 125 X 100	125	27	100	40			35			30			25			15,0		
MF 125 X 125	125	27	125	50			43,7			37,5			31,2			18,7		
MF 125 X 160	125	27	160	64			56			48			40			24,0		
MF 125 X 200	125	27	200	80			70			60			50			30,0		



MOLLE FORATE PER STAMPI HOLLOW SPRINGS FOR DIES

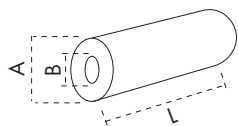
ULTRAFLEX

max. defl. 35%	max. defl. 30%	max. defl. 25%
ULTRAFLEX 82 giallo / yellow	ULTRAFLEX 92 rosso / red	ULTRAFLEX 94 verde / green

CODICE / CODE	A mm	B mm	H mm	S mm	D mm	Kp daN	S mm	D mm	Kp daN	S mm	D mm	Kp daN
MF 16 x 16	16	7	16	5,6	22	80	4,8	19	130	4,0	19	160
MF 16 X 20	16	7	20	7			6			5		
MF 16 X 25	16	7	25	9			8			6		
MF 16 X 32	16	7	32	11,2			10			8,0		
MF 20 X 16	20	9	16	6	28	150	5	26	200	4	25	325
MF 20 X 20	20	9	20	7			6			5		
MF 20 X 25	20	9	25	9			8			6		
MF 20 X 32	20	9	32	11,2			10			8		
MF 20 X 40	20	9	40	14			12			10		
MF 25 X 16	25	11	16	6	33	210	5	30	300	4	29	450
MF 25 X 20	25	11	20	7			6			5		
MF 25 X 25	25	11	25	9			8			6		
MF 25 X 32	25	11	32	11			10			8		
MF 25 X 40	25	11	40	14			12			10		
MF 25 X 50	25	11	50	17,5			15			13		
MF 32 X 16	32	14	16	6	43	360	5	41	580	4	38	800
MF 32 X 20	32	14	20	7			6			5		
MF 32 X 25	32	14	25	9			8			6		
MF 32 X 32	32	14	32	11			10			8		
MF 32 X 40	32	14	40	14			12			10		
MF 32 X 50	32	14	50	18			15			13		
MF 32 X 63	32	14	63	22			19			16		
MF 40 X 20	40	14	20	7	54	650	6	50	1200	5	47	1500
MF 40 X 25	40	14	25	9			8			6		
MF 40 X 32	40	14	32	11			10			8		
MF 40 X 40	40	14	40	14			12			10		
MF 40 X 50	40	14	50	18			15			13		
MF 40 X 63	40	14	63	22			19			16		
MF 40 X 80	40	14	80	28			24			20		
MF 50 X 25	50	17	25	9	65	1100	8	62	1700	6	60	2000
MF 50 X 32	50	17	32	11			10			8		
MF 50 X 40	50	17	40	14			12			10		
MF 50 X 50	50	17	50	18			15			13		
MF 50 X 63	50	17	63	22			19			16		
MF 50 X 80	50	17	80	28			24			20		
MF 50 X 100	50	17	100	35			30			25		
MF 63 X 32	63	17	32	11	81	1600	10	78	2500	8	74	3500
MF 63 X 40	63	17	40	14			12			10		
MF 63 X 50	63	17	50	18			15			13		
MF 63 X 63	63	17	63	22			19			16		
MF 63 X 80	63	17	80	28			24			20		
MF 63 X 100	63	17	100	35			30			25		
MF 63 X 125	63	17	125	44			38			31		
MF 80 X 40	80	21	40	14	103	2600	12	98	4300	10	95	6000
MF 80 X 50	80	21	50	18			15			13		
MF 80 X 63	80	21	63	22			19			16		
MF 80 X 80	80	21	80	28			24			20		
MF 80 X 100	80	21	100	35			30			25		
MF 80 X 125	80	21	125	44			38			31		
MF 80 X 160	80	21	160	56			48			40		
MF 100 X 50	100	21	50	18	126	4300	15	120	6500	13	120	10000
MF 100 X 63	100	21	63	22			19			16		
MF 100 X 80	100	21	80	28			24			20		
MF 100 X 100	100	21	100	35			30			25		
MF 100 X 125	100	21	125	44			38			31		
MF 100 X 160	100	21	160	56			48			40		
MF 125 X 63	125	27	63	22	160	6400	19	152	10500	15,7	150	15000
MF 125 X 80	125	27	80	28			24			20		
MF 125 X 100	125	27	100	35			30			25		
MF 125 X 125	125	27	125	43,7			37,5			31,2		
MF 125 X 160	125	27	160	56			48			40		
MF 125 X 200	125	27	200	70			60			50		

BARRE FORATE PER STAMPI

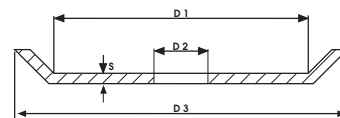
HOLLOW BARS FOR DIES



Codice Code	A mm.	B mm.	L mm.
BF-16	16	6,5	250
BF-20	20	8,5	250
BF-25	25	10,5	250
BF-32	32	13,5	500
BF-40	40	13,5	500
BF-50	50	17	500
BF-63	63	17	500
BF-80	80	21	500
BF-100	100	21	500
BF-125	125	27	500

SEDI METALLICHE

METAL SEATS



Codice Code	D. mm.	D1 mm.	D2 mm.	D3 mm.	s mm.
000-SE-16	16	17	6,5	22	1,2
000-SE-20	20	21	8,5	27	1,2
000-SE-25	25	26	10,5	31	1,8
000-SE-32	32	34	13,5	42	2
000-SE-40	40	42	13,5	52	2
000-SE-50	50	52	16,5	64	2
000-SE-63	63	65	16,5	77	2
000-SE-80	80	82	20,5	95	2,5
000-SE-100	100	103	20,5	118	2,5

PUNTALINI

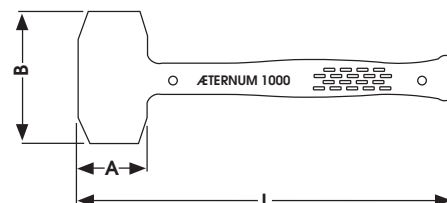
PUSH-RODS



Codice Code	mm. D	mm. H
U92-PU-2X15	2	15
U92-PU-3X15	3	15
U92-PU-4,5X15	4,5	15
U92-PU-6X20	6	20

MAZZUOLI

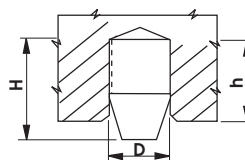
MALLETS



Codice Code	Peso gr.	A mm.	B mm.	L mm.
U92-MZ-600	600	50	100	270
U92-MZ-1000	1000	60	115	300
U92-MZ-1500	1500	65	130	350

PUNTALINI CONICI

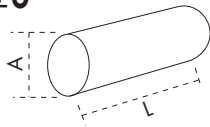
CONE-SHAPED PUSH-RODS



Codice Code	mm. D	mm. H	mm. h
U92-PU-6X10	6	10	8
U92-PU-10X15	10,3	15	13
U92-PU-16X25	16,4	25	21
U92-PU-24X25	24,7	25	20
U92-PU-40X40	40,8	40	35

BASTONI
lunghezza 250mm±5

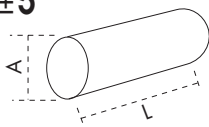
SOLID BARS
length 250mm±5



Codice Code	A
BP-8	8
BP-10	10
BP-12	12
BP-15	15
BP-16	16
BP-20	20
BP-25	25

BASTONI
lunghezza 500mm±5

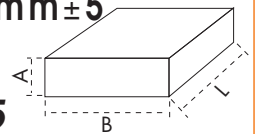
SOLID BARS
length 500mm±5



Codice Code	A
BP-28	28
BP-30	30
BP-32	32
BP-35	35
BP-40	40
BP-45	45
BP-50	50
BP-60	60
BP-63	63
BP-70	70
BP-80	80
BP-90	90
BP-100	100
BP-110	110
BP-125	125
BP-140	140
BP-150	150
BP-160	160
BP-200	200



LISTELLI
lunghezza 1000mm±5

STRIPS
length 1000mm±5



Codice Code	A	B
LI-10X10	10	10
LI-10X20	10	20
LI-10X30	10	30
LI-10X50	10	50
LI-10X100	10	100
LI-15X15	15	15
LI-15X30	15	30
LI-15X50	15	50
LI-15X100	15	100
LI-20X20	20	20
LI-20X30	20	30
LI-20X50	20	50
LI-20X100	20	100
LI-25X25	25	25
LI-25X50	25	50
LI-25X100	25	100
LI-30X30	30	30
LI-30X50	30	50
LI-30X100	30	100
LI-40X40	40	40
LI-40X50	40	50
LI-40X100	40	100
LI-50X50	50	50
LI-50X100	50	100
LI-60X60	60	60
LI-80X80	80	80
LI-100X100	100	100

LAVORAZIONE DI UTENSILE / TOOLING



TAGLIO si esegue senza sfrido con utensili SR con affilatura a lancia (punto R= 5-10)

TORNITURA utensile SR raggiato con angolo di spoglio 12-25°. È consigliabile dare al tagliente una finitura in pietra dura. Velocità 100 m/minuto.

FORATURA con punta ben affilata. Velocità periferica 60 m/minuto.

RETTIFICA usare mole di corindone, durezza media, struttura grossa. Velocità 40 m/minuto.



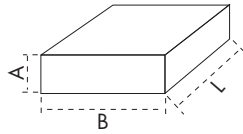
CUT performed without off-cuts with HSS tools with lance sharpening (point R= 5-10)

TURNING HSS radial tool with rake of 12-25°. It is advisable to finish the cutting point with a jewel. Speed: 100 m/minute.

DRILLING with a well-sharpened bit. Surface speed: 60 m/minute.

GRINDING use corundum grinders, average hardness, coarse texture. Speed: 40 m/minute.

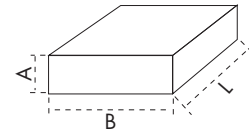
LASTRE



SLABS

Codice / Code	A	B	L
LA-10X1000X1000	10	1000	1000
LA-12X1000X1000	12	1000	1000
LA-15X1000X1000	15	1000	1000
LA-20X1000X1000	20	1000	1000
LA-25X1000X1000	25	1000	1000
LA-30X1000X1000	30	1000	1000
LA-35X1000X1000	35	1000	1000
LA-40X1000X1000	40	1000	1000
LA-45X1000X1000	45	1000	1000
LA-50X1000X1000	50	1000	1000
LA-12X500X1000	12	500	1000
LA-15X500X1000	15	500	1000
LA-20X500X1000	20	500	1000
LA-25X500X1000	25	500	1000
LA-30X500X1000	30	500	1000
LA-40X500X1000	40	500	1000
LA-45X500X1000	45	500	1000
LA-50X500X1000	50	500	1000
LA-12X500X500	12	500	500
LA-15X500X500	15	500	500
LA-20X500X500	20	500	500
LA-25X500X500	25	500	500
LA-30X500X500	30	500	500
LA-40X500X500	40	500	500
LA-45X500X500	45	500	500
LA-50X500X500	50	500	500

LASTRE CENTRIFUGATE

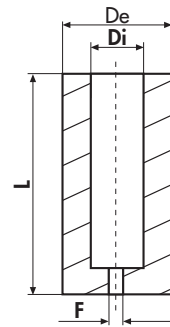


CENTRIFUGED SLABS

Codice / Code	A	B	L
LA-1X500X2000	1	500	2000
LA-2X500X2000	2	500	2000
LA-3X500X2000	3	500	2000
LA-4X500X2000	4	500	2000
LA-5X500X2000	5	500	2000
LA-6X500X2000	6	500	2000
LA-8X500X2000	8	500	2000
LA-10X500X2000	10	500	2000

ESTRATTORI PER PUNZONATRICE / KNOCKOUTS FOR PUNCHING PRESSES

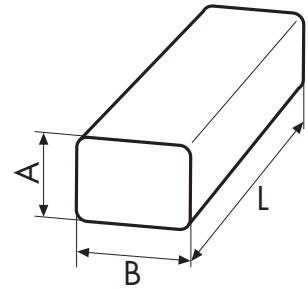
CODICE / CODE	Di	De	L	F
U92-ES-5	5	18	55	1,5
U92-ES-6	6	19	65	1,5
U92-ES-8	8	21	75	1,5
U92-ES-10	10	23	75	2,5
U92-ES-13	13	26	75	3
U92-ES-16	16	30	75	3
U92-ES-20	20	38	75	3
U92-ES-25	25	50	75	3



CUSCINO PER PRESSA PIEGATRICE / PAD FOR FORMING PRESS

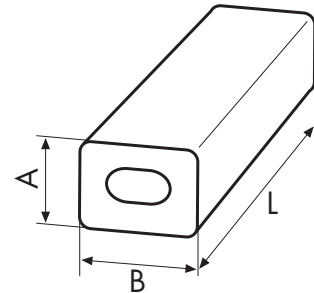
Cuscini pieni / Solid pads L = 835 mm

CODICE / CODE	A	B
U92-LI-25x25x835	25	25
U92-LI-50x50x835	50	50
U92-LI-50x75x835	50	75
U92-LI-50x100x835	50	100



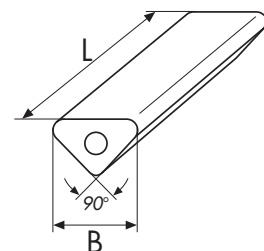
Cuscini cavi / Hollow pads L = 835 mm

CODICE / CODE	A	B	ASOLA / SLOT
U92-LF-25x25x835	25	25	dia. 10
U92-LF-50x50x835	50	50	dia. 25
U92-LF-50x75x835	50	75	20x45
U92-LF-50x100x835	50	100	20x60

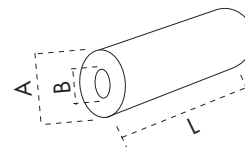


Cuscino triangolare / Triangular pad L = 835 mm

CODICE / CODE	B	ASOLA / SLOT
U92-LT-35x50x835	50	dia.10



MANICOTTI / SLEEVES



MANICOTTI L = 250 mm / SLEEVES L = 250 mm

codice/code	A	B
MA-11x7	11	7
MA-12x6,5	12	6,5
MA-13x5	13	5
MA-13x6,5	13	6,5
MA-13x8	13	8
MA-15x7	15	7
MA-16x9	16	9
MA-16x10	16	10
MA-16x11	16	11
MA-16x12	16	12
MA-18x6	18	6
MA-18x8	18	8
MA-18x11	18	11
MA-18x12	18	12
MA-19x5	19	5
MA-20x9	20	9
MA-20x10,5	20	10,5
MA-20x12	20	12
MA-20x14	20	14
MA-20x15	20	15
MA-21x8	21	8
MA-21x11	21	11
MA-21x12	21	12
MA-23,5x10,5	23,5	10,5
MA-23,5x15	23,5	15
MA-23,5x18	23,5	18
MA-24x11	24	11
MA-25x8,5	25	8,5
MA-25x12	25	12
MA-25x14	25	14
MA-25x15	25	15
MA-25x16,5	25	16,5
MA-25x19	25	19
MA-30,5x10,5	30,5	10,5

MANICOTTI L = 500 mm
SLEEVES L = 500 mm

codice/code	A	B
MA-28x11	28	11
MA-28x15	28	15
MA-28x20	28	20
MA-28x22	28	22
MA-30x11	30	11

codice/code	A	B
MA-30x15	30	15
MA-30x17	30	17
MA-30x20	30	20
MA-30x23	30	23
MA-30x24	30	24
MA-30x25	30	25
MA-32x10,5	32	10,5
MA-32x12	32	12
MA-32x15	32	15
MA-32x16	32	16
MA-32x18	32	18
MA-32x20	32	20
MA-32x23	32	23
MA-32x24	32	24
MA-32x25	32	25
MA-35x11	35	11
MA-35x13,5	35	13,5
MA-35x15	35	15
MA-35x18	35	18
MA-35x20	35	20
MA-35x23	35	23
MA-35x24	35	24
MA-35x25	35	25
MA-35x26	35	26
MA-35x27	35	27
MA-35x28	35	28
MA-35x30	35	30
MA-37x14	37	14
MA-37x16	37	16
MA-37x17	37	17
MA-37x30	37	30
MA-38x10,5	37	10,5
MA-38x13,5	38	13,5
MA-38x15	38	15
MA-38x17	38	17
MA-38x20	38	20
MA-38x25	38	25
MA-38x28	38	28
MA-38x30	38	30
MA-40x11,5	40	11,5
MA-40x15	40	15
MA-40x18	40	18
MA-40x20	40	20
MA-40x21	40	21
MA-40x22	40	22
MA-40x23	40	23

codice/code	A	B
MA-40x25	40	25
MA-40x27	40	27
MA-40x30	40	30
MA-40x32	45	32
MA-45x11	45	11
MA-45x15	45	15
MA-45x17	45	17
MA-45x20	45	20
MA-45x25	45	25
MA-45x27	45	27
MA-45x30	45	30
MA-45x35	45	35
MA-50x10	50	10
MA-50x19	50	19
MA-50x20	50	20
MA-50x22	50	22
MA-50x25	50	25
MA-50x27	50	27
MA-50x30	50	30
MA-50x32	50	32
MA-50x35	50	35
MA-50x38	50	38
MA-50x40	50	40
MA-55x17	55	17
MA-55x20	55	20
MA-55x21	55	21
MA-55x25	55	25
MA-55x28	55	28
MA-55x30	55	30
MA-55x31,5	55	31,5
MA-55x35	55	35
MA-55x38	55	38
MA-55x40	55	40
MA-55x43	55	43
MA-60x13,5	60	13,5
MA-60x17	60	17
MA-60x20	60	20
MA-60x23	60	23
MA-60x25	60	25
MA-60x28	60	28
MA-60x30	60	30
MA-60x32	60	32
MA-60x35	60	35
MA-60x37	60	37
MA-60x40	60	40
MA-60x43	60	43

Manicotti eseguibili a richiesta per lotti minimi.

For minimum lots, sleeves can be made as for request.

codice/code	A	B
MA-60x50	60	50
MA-63x13,5	63	13,5
MA-63x20	63	20
MA-63x22	63	22
MA-63x25	63	25
MA-63x26	63	26
MA-63x28	63	28
MA-63x30	63	30
MA-63x32	63	32
MA-63x35	63	35
MA-63x36	63	36
MA-63x38	63	38
MA-63x39,5	63	39,5
MA-63x40	63	40
MA-63x45	63	45
MA-70x21	70	21
MA-70x25	70	25
MA-70x30	70	30
MA-70x40	70	40
MA-70x45	70	45
MA-70x50	70	50
MA-70x56	70	56
MA-70x60	70	60
MA-74x55	74	55
MA-74x62	74	62
MA-80x25	80	25
MA-80x27	80	27
MA-80x30	80	30
MA-80x32	80	32
MA-80x35	80	35
MA-80x36	80	36
MA-80x39	80	39
MA-80x40	80	40
MA-80x42	80	42
MA-80x44	80	44
MA-80x46	80	46
MA-80x49,5	80	49,5
MA-80x50	80	50
MA-80x51	80	51
MA-80x55	80	55
MA-80x56	80	56
MA-80x59	80	59
MA-80x60	80	60
MA-80x64	80	64
MA-80x70	80	70
MA-90x21	90	21
MA-90x25	90	25
MA-90x30	90	30
MA-90x40	90	40
MA-90x50	90	50
MA-90x60	90	60
MA-90x65	90	65
MA-90x70	90	70
MA-90x75	90	75
MA-100x27	100	27

codice/code	A	B
MA-100x29	100	29
MA-100x30	100	30
MA-100x31	100	31
MA-100x34	100	34
MA-100x35	100	35
MA-100x40	100	40
MA-100x45	100	45
MA-100x50	100	50
MA-100x55	100	55
MA-100x56	100	56
MA-100x60	100	60
MA-100x65	100	65
MA-100x70	100	70
MA-100x75	100	75
MA-100x80	100	80
MA-100x87	100	87
MA-110x27	110	27
MA-110x30	110	30
MA-110x40	110	40
MA-110x50	110	50
MA-110x60	110	60
MA-110x70	110	70
MA-110x80	110	80
MA-110x90	110	90
MA-120x21	120	21
MA-120x30	120	30
MA-120x50	120	50
MA-120x70	120	70
MA-120x90	120	90
MA-120x100	120	100
MA-125x29	125	29
MA-125x30	125	30
MA-125x31	125	31
MA-125x34	125	34
MA-125x35	125	35
MA-125x36	125	36
MA-125x39	125	39
MA-125x40	125	40
MA-125x42	125	42
MA-125x43	125	43
MA-125x44	125	44
MA-125x45	125	45
MA-125x46	125	46
MA-125x48	125	48
MA-125x50	125	50
MA-125x54	125	54
MA-125x56	125	56
MA-125x58	125	58
MA-125x60	125	60
MA-125x65	125	65
MA-125x70	125	70
MA-125x75	125	75
MA-125x80	125	80
MA-125x90	125	90
MA-125x100	125	100

codice/code	A	B
MA-130x27	130	27
MA-130x30	130	30
MA-130x39	130	39
MA-130x40	130	40
MA-130x50	130	50
MA-130x54	130	54
MA-130x60	130	60
MA-130x70	130	70
MA-130x80	130	80
MA-130x90	130	90
MA-130x100	130	100
MA-130x110	130	110
MA-140x27	140	27
MA-140x30	140	30
MA-140x40	140	40
MA-140x50	140	50
MA-140x60	140	60
MA-140x70	140	70
MA-140x80	140	80
MA-140x90	140	90
MA-140x100	140	100
MA-140x110	140	110
MA-140x120	140	120
MA-150x30	150	30
MA-150x40	150	40
MA-150x50	150	50
MA-150x60	150	60
MA-150x65	150	65
MA-150x70	150	70
MA-150x80	150	80
MA-150x90	150	90
MA-150x100	150	100
MA-150x110	150	110
MA-150x120	150	120
MA-150x130	150	130
MA-160x27	160	27
MA-160x30	160	30
MA-160x36	160	36
MA-160x40	160	40
MA-160x50	160	50
MA-160x65	160	65
MA-160x70	160	70
MA-160x80	160	80
MA-160x90	160	90
MA-160x100	160	100
MA-160x110	160	110
MA-200x27	200	27
MA-200x30	200	30
MA-200x40	200	40
MA-200x50	200	50
MA-200x60	200	60
MA-200x70	200	70
MA-200x80	200	80
MA-200x100	200	100
MA-200x150	200	150



CONDIZIONI GENERALI DI VENDITA

L'ordine è impegnativo per il Cliente dall'atto del conferimento, mentre la AEM s.r.l. se ne riserva la accettazione.

Le quotazioni, salvo patti diversi, s'intendono per merce resa franco nostro magazzino. Imballo al costo.

I termini indicati per le consegne sono puramente indicativi e non impegnativi; nessun ritardo può costituire motivo di annullamento o di rivalsa nè, in caso di ritardo, si risponde di danni e la merce non può essere rifiutata per tale o altro motivo.

La merce, pur se spedita «franco destino», viaggia a rischio e pericolo del Committente.

Non sono ammessi reclami dopo 8 giorni dal ricevimento della merce.

Eventuali difetti di materiale o costruzione, da noi accertati, ci obbligano unicamente a riparare o sostituire il pezzo difettoso.

Il Cliente non può pretendere indennizzi per alcun motivo.

Le figure e le misure di cui al nostro Catalogo sono indicative e possono essere variate in qualsiasi momento, anche senza preavviso.

Il presente listino, marchi, disegni ed altre eventuali documentazioni dell'AEM s.r.l. messe a disposizione del Cliente non possono da quest'ultimo essere riprodotte, nè messe a disposizione di terzi senza l'autorizzazione scritta dell'AEM s.r.l.

Qualsiasi reclamo, pur riconosciuto valido, non comporta alcuna indennità, riduzione od annullamento di ordini in corso o sospensioni di pagamento.

I pagamenti devono essere effettuati esclusivamente al nostro domicilio o secondo patti, comunque sia stato eseguito il contratto e relative condizioni.

I termini per il pagamento dovranno essere assolutamente rispettati; in caso di ritardo è facoltà dell'AEM s.r.l. chiedere la corresponsione degli interessi di mora, a far epoca dal giorno di scadenza stabilito e fino a quello dell'effettivo pagamento.

Non si accettano rese, nemmeno giustificate, se non preventivamente autorizzate.

Qualsiasi variazione o deroga alle presenti condizioni generali di vendita ha valore unicamente su nostra accettazione scritta.

Per ogni controversia unico competente è il Foro di Modena.

Il presente listino annulla e sostituisce integralmente il precedente listino.

Minimo fatturabile: € 100,00 imponibile

Adipol è un marchio depositato: è vietata la riproduzione.



GENERAL SALES TERMS AND CONDITIONS

Orders are binding for Customers upon placement, whereas AEM s.r.l. is bound upon acceptance of said orders.

Unless agreed upon otherwise, the prices for the purchased goods are ex-our warehouse. Packing is charged at cost.

The terms indicated for deliveries are merely indicative and are not binding. No delays may constitute the basis for cancellation or reimbursement or claims in the case of delays, and the goods may not be refused for that or other reasons.

Even if shipped as "free delivered", the goods are transported at the Customer's risk and peril.

Claims are not accepted any later than 8 days after receipt of the goods.

Any defects in materials or manufacturing verified by us, shall obligate us only to repair or replace the faulty part.

Customers may not claim damages for any reason. The figures and measurements appearing in our Catalogue are indicative and are subject to change at any time, even without notice.

This price list, trademarks, drawings and any other AEM s.r.l. documentation made available to Customers may not be reproduced by Customers or made available to third parties without AEM s.r.l.'s written authorization.

Any complaints, even when recognized as justified, do not entitle Customers to any compensation, reductions or the cancellation of outstanding orders or suspensions of payment.

Payments may be made only at our registered office or as agreed upon otherwise, however the contract and contract conditions have been drawn up.

The payment terms must be complied with in all cases. In the event of delay, AEM s.r.l. is entitled to request the payment of interest for materials, interest on delayed payment starting from the established due date and continuing to the day of the actual payment.

Returns are not accepted, not even if they are justified, unless they have been authorized beforehand.

Any changes in or exceptions to these general sales terms and conditions shall be valid solely with our written confirmation.

The Law Court of Modena is the sole body empowered to settle any controversies.

This price list cancels and substitutes the previous price list in full.

Minimum sale invoice total: € 103,29 (excluding VAT and expenses)

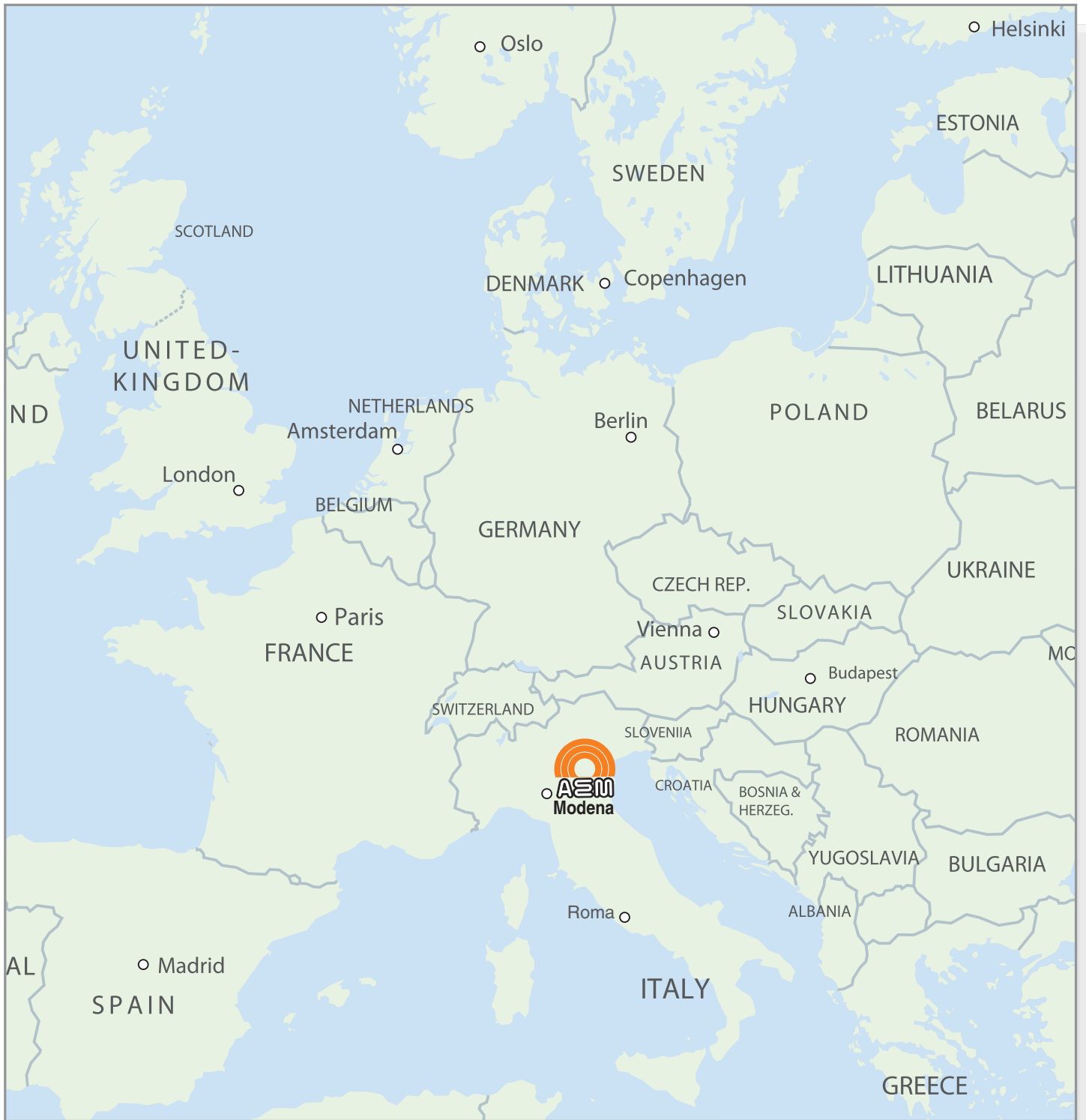
Adipol is a registered trademark. Reproduction of the Adipol trademark is prohibited.



A.E.M. srl di Rota & C.

Via Papa Giovanni XXIII, 7 - 41122 MODENA (Italy) - Tel. +39 059.25.05.64 - Fax +39 059.25.00.28
www.aemsrl.it - e-mail: info@aemsrl.it





A.E.M. srl di Rota & C.

Via Papa Giovanni XXIII, 7 - 41122 MODENA (Italy) - Tel. +39 059.25.05.64 - Fax +39 059.25.00.28
www.aemsrl.it - e-mail: info@aemsrl.it